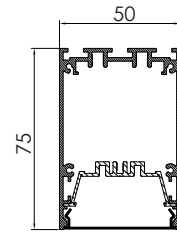




Feature

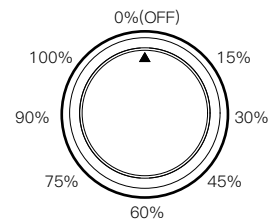
- Professional appearance design, simple and elegant.
- High quality, energy-efficient LED Lighting for environmental protection.
- Anodized aluminum profile with good heat sink.
- Built-in power supply, no flicker.
- Rotary knob control for adjustable color temperature & brightness.
- For offices, conference rooms, supermarkets, home lighting, etc.



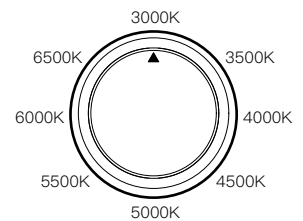
Luminaire Parameters

Model	HL-ZPSSB5075A-L10/HL-ZPSSB5075A-L20
Size	L1000*W50*H75mm/L2000*W50*H75mm
Input Voltage	AC200-240V
Power	40W/80W
LM	4530LM/9060LM(±10%)
Rotary CCT	3000K/3500K/4000K/4500K/5000K/5500K/6000K/6500K
Rotary Dimming	0%/15%/30%/45%/60%/75%/90%/100%
Beam Angle	120°
CRI	>80
Protection Grade	IP40
Certification	CE, ROHS
Warranty	5 years
Color	Black/White

Rotary Dimming



Rotary CCT



Installation Accessories



Suspended Rope

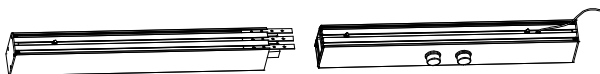


Aluminum Profile



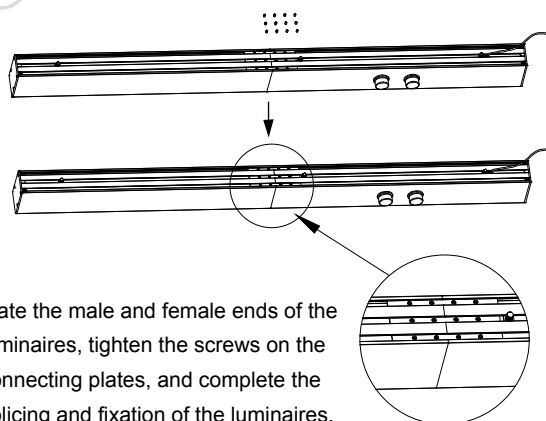
Optional
Connector

1



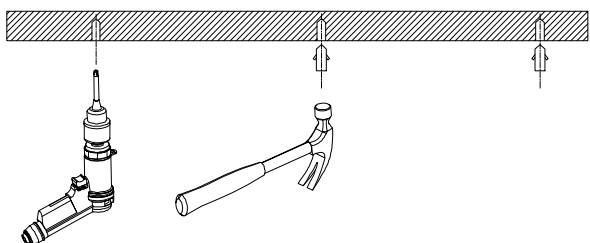
Pre-install the square-head screws and connecting plates onto the luminaire body.

2



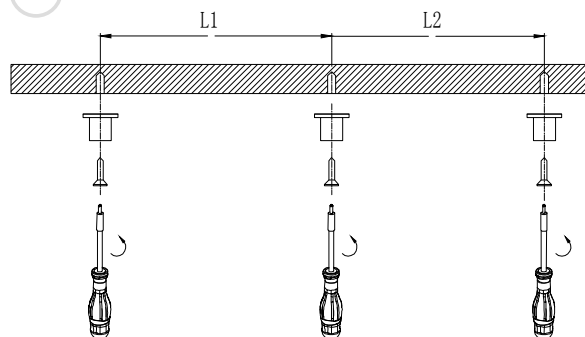
Mate the male and female ends of the luminaires, tighten the screws on the connecting plates, and complete the splicing and fixation of the luminaires.

3



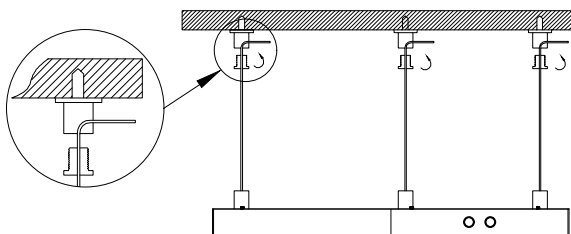
Prepare installation tools such as electric drill, hammer, and expansion anchor bolts.

4



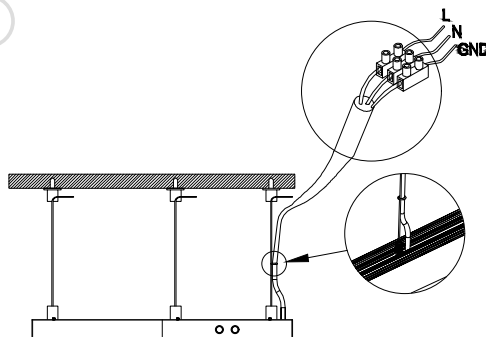
Secure the suspension brackets to the concrete wall or ceiling, and determine the spacing of suspension points according to the total length of the luminaires.

5



Tighten the wire rope fixings, and set the installation height of the luminaires by adjusting the length of the steel wire ropes.

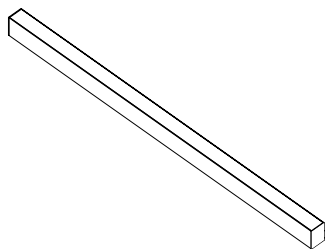
6



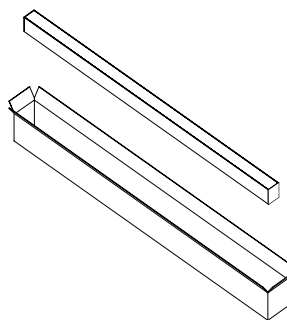
Complete the power connection (L line, N neutral, GND ground) and finalize the installation.

Packing

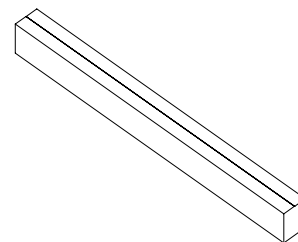
① Product



② Packing



③ Sealing



Model:HL-ZPSSB5075A-L10

Net Weight:2.1kg/PCS

Gross Weight:2.5kg/PCS

Inner box:1080*60*95mm

Carton box:1090*190*200mm

QTY/Carton:6PCS

Model:HL-ZPSSB5075A-L20

Net Weight:4.2kg/PCS

Gross Weight:5kg/PCS

Inner box:1080*60*95mm

Carton box:1090*190*200mm

QTY/Carton:2X6PCS

Notices

- 1.The power supply must be turned off before installation.
- 2.Make sure the product is mounted under the surface of the object to be installed, and finally turn on the power to light up.
- 3.This product is for indoor use only.
- 4.This product is warranted for 5 years and problems occur within 5 years (except for human factors and accidental factors), free maintenance.
- 5.The product is not responsible for damage caused by accidental factors or improper use.