


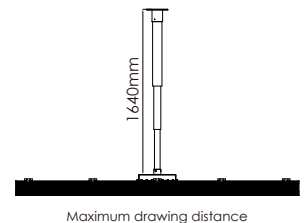
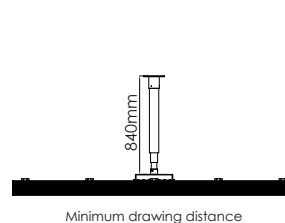
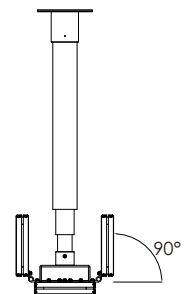
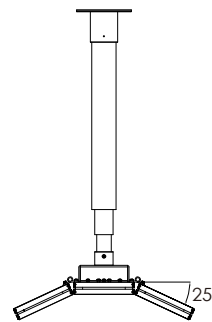
Feature

- Say goodbye to the fixed shackles of traditional billiard lights, and adopt an innovative retractable design to easily adjust to the optimal lighting height.
- Equipped with intelligent dimming system, freely adjust the brightness according to your needs.
- Unique luminous surface Angle adjustment design, free adjustment of light Angle.
- Integrated light, uniform soft not dazzling.
- Whether it is the warm corner of family entertainment or the rigorous arena of professional events, it can be perfectly adapted to focus on every shot moment.



Luminaire parameters

Size	L2400*W650*H40mm
Lm	35000lm
Input Voltage	AC120-277V
Beam Angle	100°~120°
Nominal Power	480W
CCT	2700-6500k
CRI	>95
Rotation angle	Up 90°/ Down 25°
Dimming	3-in-1 dimming
Protection Grade	IP20
Certification	CE, ROHS
Warranty	3 years



Installation Accessories



Luminaire modules




Connector



Telescopic rod kit


Installation

①




As shown in the picture

②




Splicing of two luminaire modules on one side by means of a resistance pivot

③



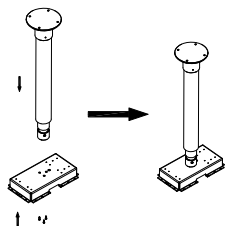
Splicing of the other side of the luminaire module by means of a resistance pivot

④



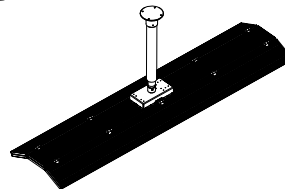
The lamp part of the assembly is completed.

⑤



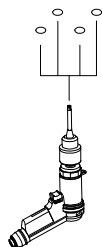
Fix the power supply cavity part on the telescopic electric push rod.

⑥



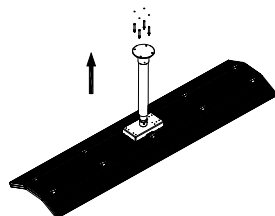
Fix the telescopic electric push rod to the center of the back of the lamp.

⑦



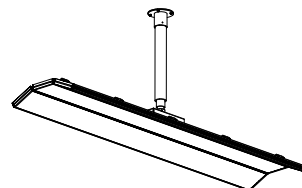
Use an electric drill to drill holes in the cement wall at appropriate locations.

⑧



Fix the lamp with expansion bolts.

⑨

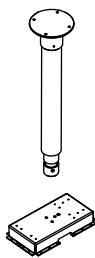


Adjust to the required height and position, and the installation is completed.

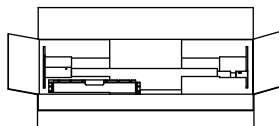
Packing

Telescopic rod kit packaging

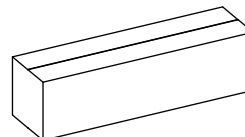
① Product



② Packing



③ Sealing




Lamp module packaging

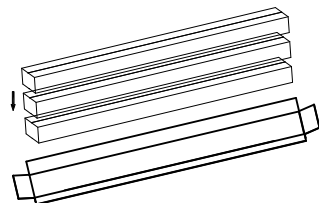
① Product



② Packing



③ Sealing



Telescopic rod kit packaging

Carton box

L900*W245mm*H245mm

Lamp module packaging

Carton box

L2455*W255*H205mm

Notices

- 1.The power supply must be turned off before installation.
- 2.Make sure the product is mounted under the surface of the object to be installed, and finally turn on the power to light up.
- 3.This product is for indoor use only.
- 4.This product is warranted for 3 years and problems occur within 3 years (except for human factors and accidental factors), free maintenance.
- 5.The product is not responsible for damage caused by accidental factors or improper use.