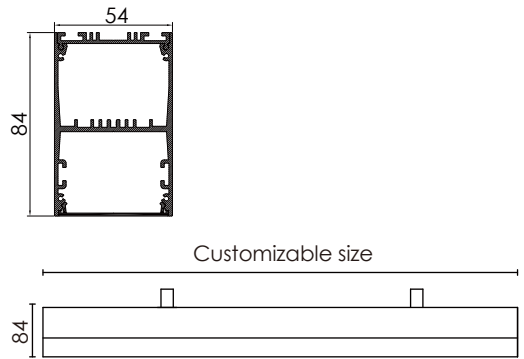




Feature

- LED 2835 single light source, low power consumption, long lifetime, good heat dissipation, energy saving and environmental protection.
- Can be spliced
- Built-in low voltage constant current power supply, safe and reliable use, no strobe phenomenon.


Application: offices, conference rooms, supermarkets, schools, home lighting and so on.



Luminaire parameters

Name	HL-PA046-L12	L Type Connector	T Type Connector	+ Type Connector
Size	L1200*W54*H84mm	L154*W154*H84mm	L254*W154*H84mm	L254*W254*H84mm
Nominal Power	20W	/	/	/
Lm	1560Lm	/	/	/
Input Voltage	AC100-240V			
Beam Angle	120°			
CCT	2700-6500k			
CRI	>80			
Protection Grade	IP40			
Certification	CE, RoHS			
Warranty	3 years			

Installation Accessories



Aluminum Profile



A046-1 Cover

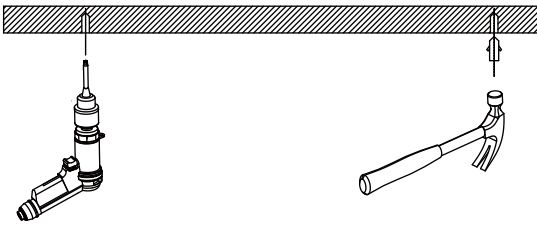


Suspended Rope

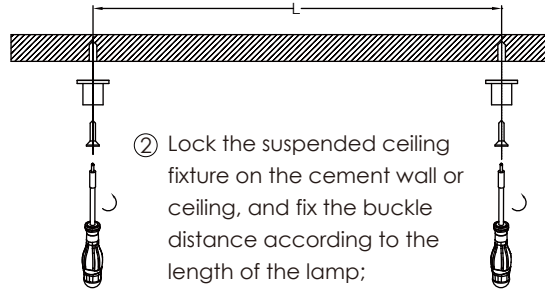


Connector

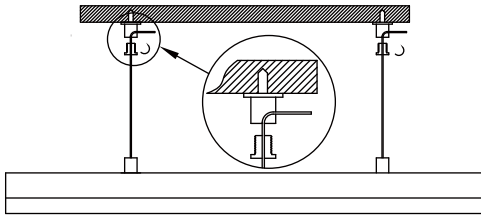
Installation



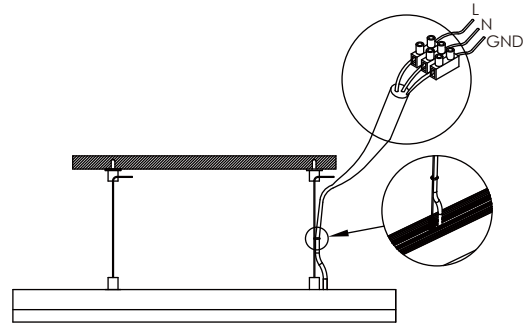
① Prepare the electric drill, hammer, stud;



② Lock the suspended ceiling fixture on the cement wall or ceiling, and fix the buckle distance according to the length of the lamp;




③ Lock the wire sling fixing parts, and fixed the installation length by adjust the wire sling;



④ Connect the power supply and complete the installation.

Splicing method



T Type Connector

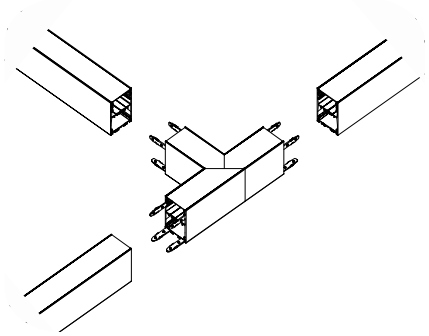


+ Type Connector

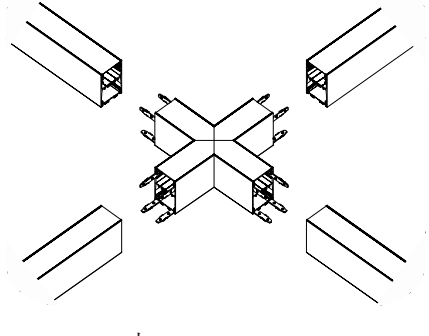


L Type Connector

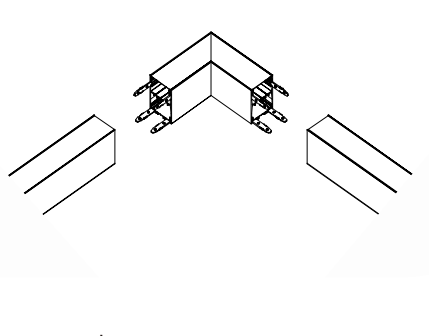
Installation



T Type Connector



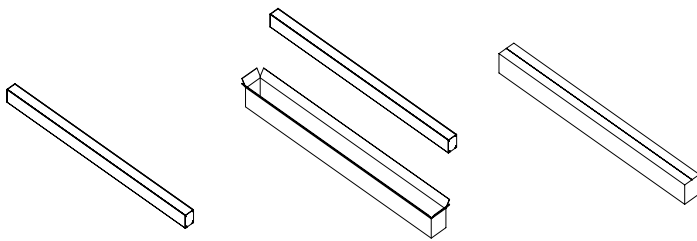
+ Type Connector



L Type Connector

Packing

HL-PA046-L12

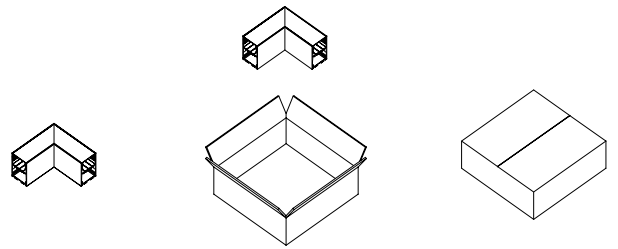


① Product

② Packing

③ Sealing

L Type Connector

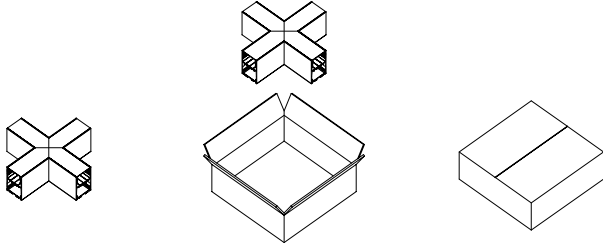


① Product

② Packing

③ Sealing

+ Type Connector

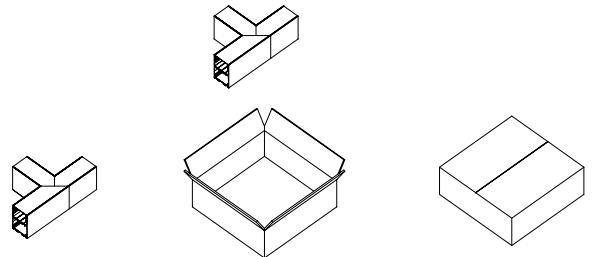


① Product

② Packing

③ Sealing

T Type Connector



① Product

② Packing

③ Sealing

	Model	Inner box	Carton box	QTY/Carton
01	HL-PA046-L12	1230*90*120mm	1250*300*380mm	9PCS
02	L Type Connector	/	170*170*100mm	1PCS
03	T Type Connector	/	170*270*100mm	1PCS
04	+ Type Connector	/	270*270*100mm	1PCS

Notices

- 1.The power supply must be turned off before installation.
- 2.Make sure the product is mounted under the surface of the object to be installed, and finally turn on the power to light up.
- 3.This product is for indoor use only.
- 4.This product is warranted for 3 years and problems occur within 3 years (except for human factors and accidental factors), free maintenance.
- 5.The product is not responsible for damage caused by accidental factors or improper use.